
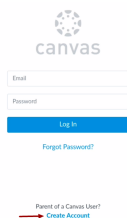


Connecting to Canvas-Parents iOS & Android devices

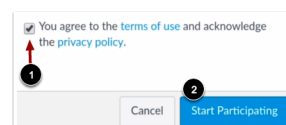
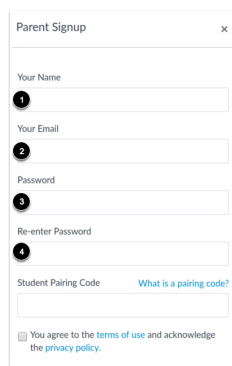


Directions:

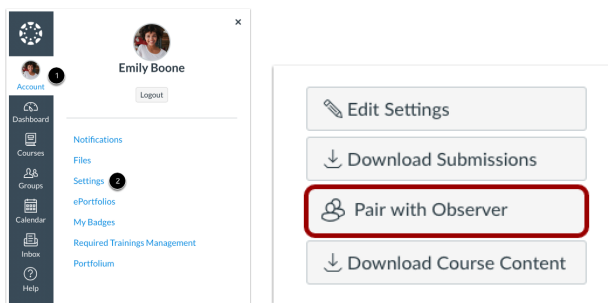
1. Load the Canvas Parent app.
2. Tap on Find my school and type in Kannapolis City School
3. When the full name appears in the search list, tap the name.
4. Tap Next
5. Tap Create Account at the bottom of the screen.



7. Fill in the required information. (name, email, password, re-enter password, Student Pairing Code, agreement checkbox)



6. You will have to have your student log into Canvas to get the Student Pairing Code.
 - a. Once student is logged in, click on the Account, Settings, Pair with Observer



- b. Copy the six-digit alphanumeric pairing code. The pairing code will expire after seven days or its first use. Pairing Codes are case sensitive.
- c. Tap OK
- d. Enter the code on the Parent Set-up screen.